

Ecosystem for Innovations

1. E –content Development for Effective Teaching

Savitribai Phule Pune University, Pune
Deola Education Society's
KARMVEER RAMRAOJI AHER ARTS, SCIENCE AND COMMERCE COLLEGE DEOLA,
NASHIK
Three days Workshop on E-Content Development for Effective Teaching
24 to 26 June, 2020
Under
FACULTY DEVELOPMENT PROGRAMME


Topics to be Complete -

- Open Source to Open Knowledge
- Google Classroom
- Making Google forms for assignments and certificate preparation
- Making You-Tube channels by faculties for online/offline teaching, e-communication with students
- Building Knowledge Based Platforms for e-learning
- To create interest among students for online lectures and assignments
- e-Content in Indian languages – Curricular Challenges and Opportunities
- Exploring Wikipedia as a teaching and Learning tool for teachers and students
- e-Content, e-Student, e-Faculty – Reimagining classroom in the digital Age
- Online classroom teaching
- Moodle Learning Management System

Sr. No.	Date	Date and time	Subject	Resource Person
01.	24/06/2020	8.00am to 8.30	↓ Inauguration- ↓ Anchoring by- ↓ Chairperson-	Dr. M. H. Aher Prin. H. R. Aher
	24/06/2020	8.30am to 10.30 am	Google Class Room Vote of Tanks	Dr. D. K. Aher Dr. S. D. Thakare
02.	25/06/2020	8.30am to 10.30 am	• Open Source to Open Knowledge • Making Google forms for assignments and certificate preparation	Dr. Sunil Bhamare
03.	26/06/2020	8.30am to 10.30 am	• Moodle Learning Management System	Prof. Tushar Wagh

Tips to attend the workshop-

1. Compulsory masks
2. Use Self sanitizer
3. Maintain six feet physical distance
4. Keep windows, door and ventilators open
5. Bring laptop or Android mobile


Dr. M. H. Aher
Programme Coordinator


Hitendra Aher
Principal
PRINCIPAL
Kar Ramraoji Aher Arts, Sci. &
Comm. College, Deola Dist- Nashik

**Deola Education society's
Karmaveer Ramraoji Aher Arts, Science and Commerce College
Deola, Nashik
IQAC
Faculty Development Programme
Three Days' Workshop on E-Content Development
Subject:- Google Classroom
24 JUNE 2020**

Google Classroom

It is a free web service developed by Google for schools that aims to simplify creating, distributing, and grading assignments. The primary purpose of Google Classroom is to streamline the process of sharing files between teachers and students.

Google Classroom integrates docs, sheets, slides, Gmail, and calendar into a cohesive platform to manage student and teacher communication. Students can be invited to join a class through a private code, or automatically imported from a school domain. Teachers can create, distribute and mark assignments all within the Google ecosystem. Each class creates a separate folder in the respective user's drive, where the student can submit work to be graded by a teacher. Assignments and due dates are added to Google calendar, each assignment can belong to a category (or topic). Teachers can monitor the progress for each student by reviewing revision history of a document, and after being graded, teachers can return work along with comments

Features

Google Classroom ties Google Drive, Google Docs, Sheets and Slides, and Gmail together to help educational institutions go to a paperless system. Google Calendar was later integrated to help with assignment due dates, field trips, and class speakers. Students can be invited to classrooms through the institution's database, through a private code that can then be added in the student's user interface or automatically imported from a school domain. Each class created with Google Classroom creates a separate folder in the respective user's Google Drive, where the student can submit work to be graded by a teacher.

Assignments

Assignments are stored and graded on Google's suite of productivity applications that allow collaboration between the teacher and the student or student to student. Instead of sharing documents that reside on the student's Google Drive with the teacher, files are hosted on the student's Drive and then submitted for grading. Teachers may choose a file that can then be treated as a template so that every student can edit their own copy and then turn back in for a grade instead of allowing all students to view, copy, or edit the same document. Students can also choose to attach additional documents from their Drive to the assignment.

Grading

Google Classroom supports many different grading schemes. Teachers have the option to attach files to the assignment which students can view, edit, or get an individual copy. Students can create files and then attach them to the assignment if a copy of a file wasn't created by the teacher. Teachers have the option to monitor the progress of each student on the assignment where they can make comments and edit. Turned in assignments can be graded by the teacher and returned with comments to allow the student to revise the assignment and turn back in. Once graded, assignments can only be edited by the teacher unless the teacher turns the assignment back in.

Communication

Announcements can be posted by teachers to the class stream which can be commented on by students allowing for two-way communication between the teacher and students. Students can also post to the class stream but won't be as high of a priority as an announcement by a teacher

and can be moderated. Multiple types of media from Google products such as YouTube videos and Google Drive files can be attached to announcements and posts to share content. Gmail also provides email options for teachers to send emails to one or more students in the Google Classroom interface. Classroom can be accessed on the web or via the Android and iOS Classroom mobile apps.

Originality Report

Originality report was introduced in January 2020. It allows educators and students to see the parts and sections of the submitted work which contains the exact or similar wording to that of another source. For students, it highlights source materials and flags missing citation to assist the student in improving their writing. Teachers can also view the originality report, allowing them to verify the academic integrity of the student's submitted work. On G Suite for Education (free), teachers can turn on originality report for 3 assignments. This restriction is lifted on G Suite Enterprise for Education (paid).

Archive course

Classroom allows instructors to archive courses at the end of a term or year. When a course is archived, it is removed from the homepage and placed in the Archived Classes area to help teachers keep their current classes organized. When a course is archived, teachers and students can view it, but won't be able to make any changes to it until it is restored.

Mobile applications

Google Classroom mobile apps, introduced in January 2015, are available for iOS and Android devices. The apps let users take photos and attach them to their assignments, share files from other apps, and support offline access.



Dr. D. K. Aher



PRINCIPAL

Kar Ramraoji Aher Arts, Sci. &
Comm College, Deola Dist- Nashik

Date-26 June 2020

FACULTY DEVELOPMENT PROGRAMME

REPORT ON MOODLE LEARNING MANAGEMENT SYSTEM (LMS) FOR ONLINE TEACHING LEARNING AND EVALUATION

The three days workshop was arranged under the FACULTY DEVELOPMENT PROGRAMME of the college from 24 June to 26 June 2020. Under this Programme the lecture of Prof.T.S.Wagh on MOODLE LEARNING MANAGEMENT SYSTEM (LMS) was held on 26 th June 2020. It was very interacted lecture on moodle topics and gave the Hands-on training to faculties. During the workshop, the physical distancing in seating arrangement for trainees was maintained by the administrative staff.

Introduction

Moodle LMS is online learning platform for students and provide that learning environment. Moodle stand for Modular Object Oriented Dynamic Learning Environment. Moodle is open source learning management system. It is popular among educators around the world as a tool for creating online dynamic course site. Moodle founded and developed by Martin Dougiamas in 2012 and the total number of registration is continuously increasing and 150 countries are used this system. Means it provides learners to constructive knowledge for effective learning and Teaching process. It is available for all platforms like Windows, Ubuntu, Linux and it is a totally free. It is available in Hundred 'anguages. Now Moodle 3.8+. latest version is available.

Following Topics are covered

- 1) Moodle- Modular object oriented dynamic learning environment.
- 2) Philosophy of moodle – martin Dougiamas conceived moodle with social constructionism philosophy.
- 3) Details of moodle installation .
- 4) Moodle registration process
- 5) Moodle roles .
- 6) Moodle parts and blocks
- 7) Moodle activities and detail explanation.
- 8) Resources .


Prof. T.S.Wagh


PRINCIPAL
KAR RAMRAOJI AHER ARTS, SCIENCE
AND COMMERCE COLLEGE DEOLA
(NASHIK)

Uses of Google Forms for online Teaching Learning and Evaluation- Dr. S. N. Bhamare

The three days workshop was arranged under Faculty Development Programme of the college from 24 to 26 June 2020. Under this programme the lecture of Dr. Sunil Bhamare on Google form creation and uses was organized on 25th June 2020. He interacted on the following topics. He gave the hands-on training to faculties. During the workshop, the physical distancing in seating arrangement for trainees was maintained by the administrative staff.

Introduction-

Google Forms started life as a Google Sheets feature in 2008, two years after Sheets' original launch. You could add a form to a spreadsheet, format it in a separate sheet, and see your form responses in another sheet. It was basic, but it got the job done.

Google added more features to Forms over time, then finally turned it into its own standalone app in early 2016. Today you can make and manage forms at docs.google.com/forms, with templates and quick access to all your forms in one place.

Google Forms is now a full-featured forms tool that comes free with your Google account. You can add standard question types, drag-and-drop questions in the order you like, customize the form with simple photo or color themes, and gather responses in Forms or save them to a Google Sheets spreadsheet.

You can use Google Forms to create online surveys and quizzes and send them to other people. Computer Android, iPhone & iPad

Procedure –

Step 1: Set up a new form or quiz

1. Go to forms.google.com.
2. Click Blank
3. A new form will open.

Create a form from Google Drive

Create a form in Google Sheets

Step 2: Edit and format a form or quiz

You can add, edit, or format text, images, or videos in a form.

- Edit your form
- Create a quiz with Google Forms
- Choose where to save form responses

Step 3: Send your form for people to fill out

When you are ready, you can send your form to others and collect their responses.

Forms are among the internet's most versatile tools. Whether you need a contact form or a checkout page, a survey or a student directory, a form is all you need to easily gather that information. With Google Forms, it only takes a few minutes to make one for free.

Google Forms—along with Docs, Sheets, and Slides—is part of Google's online apps suite of tools to help you get more done in your browser for free. It's easy to use and one of the simplest ways to save data directly to a spreadsheet, and it's the best sidekick to Google Sheets' spreadsheets.

When you need to gather data for your spreadsheets, a form is your best friend. In this chapter, let's take an in-depth look at Google Forms' features, hidden tools, and add-ons to help you make the forms you need in minutes.

Let's start out by making a quick contact form so you can see how easy it is to use.

The simplest way to start building a form is right from the Google Forms app. Go to docs.google.com/forms, then either choose a template or start a blank form.

There's also a link to Google Forms in Docs, Sheets, and Slides: click File -> New -> Form to start a new blank form. Or, in Google Sheets, click Tools -> Create a Form to start a blank new form that's automatically linked to that spreadsheet. That's the quickest way to get data into a new or existing spreadsheet: open the spreadsheet where you want the data, start a form, and the form responses will automatically be saved there without any extra clicks.


The Forms editor is straightforward. Your form fills the center of the screen, with space for a title and description followed by form fields. Click a form field to edit it and add a question. Use the dropdown box next to the field to choose the field type, such as multiple choice, checkboxes, short answer, and so on.

Google Forms offers several settings options. The floating toolbar on the right lets you add more form fields. On the top right menu you can change the form's color scheme, preview the form, use the *Send* button to share the form, and access other extra options, including installing add-ons for Forms. Switch from the Questions tab to the *Responses* tab in your form editor to see current responses to your form and link it to a spreadsheet.

All you need to do is add your questions and send the form out, so let's look at the form options and what you can do with each.

Once your form is finished, be sure to check the form settings before sharing it with the world. Click the gear icon to open the settings, where you can add a confirmation page to your form. This works the same as the form description field with no formatting but support for links.

You can also choose to share the form either only inside your organization or publicly with anyone who has the link. There are also options to collect their username (their Google Apps email address) or only allow one response.


27/06/2020
Dr. Sunil Nathu Bhamare


PRINCIPAL
Kar Ramraoji Aher Arts, Sci. &
Comm College, Deola Dist- Nashik

SAVITRIBAI PHULE PUND UNIVERSITY,
DEOLA EDUCATION SOCIETY'S
KARMVEER RAMRAOJI AHER ARTS, SCIENCE & COMMERCE COLLEGE,
DEOLA, TAL.DEOLA, DIST-NASIK

I Q A C
THREE DAYS WORK SHOP ON E CONTENT

UNDER FACULTY DEVELOPMENT PROGRAMME

ATTENDANCE

Sr.No.	Name of the employee	Date		
		24-06-2020	25-06-2020	26-06-2020
1	Prin.Aher Hitendra Ramrao	<i>Aher</i>	<i>Aher</i>	<i>Aher</i>
2	Dr.Pawar Annasaheb Bhanaji	<i>Pawar</i>	<i>Pawar</i>	<i>Pawar</i>
3	Prof.Thakare Pramod Namdeo	<i>Thakare</i>	<i>Thakare</i>	<i>Thakare</i>
4	Dr.Aher Malati Hitendra	<i>Aher</i>	<i>Aher</i>	<i>Aher</i>
5	Prof.Joshi Vijaykumar Madhavrao	<i>Joshi</i>	<i>Joshi</i>	<i>Joshi</i>
6	Dr.Aher Dattatraya Karbhari	<i>Aher</i>	<i>Aher</i>	<i>Aher</i>
7	Prof.Deore Balwant Kedu	<i>Deore</i>	<i>Deore</i>	<i>Deore</i>
8	Prof.Bachhav Murlidhar Ramchandra	<i>Bachhav</i>	<i>Bachhav</i>	<i>Bachhav</i>
9	Prof.Pawar Sahebrao Vasanttrao	<i>Pawar</i>	<i>Pawar</i>	<i>Pawar</i>
10	Dr.Thakare Satishkumar Damodhar	<i>Thakare</i>	<i>Thakare</i>	<i>Thakare</i>
11	Prof.Deore Aba Narayan	<i>Deore</i>	<i>Deore</i>	<i>Deore</i>
12	Dr.Bhamare Sunil Nathu	<i>Bhamare</i>	<i>Bhamare</i>	<i>Bhamare</i>
13	Prof.Gunjal Rajendra Shrawan	<i>Gunjal</i>	<i>Gunjal</i>	<i>Gunjal</i>
14	Prof.Kakvipure Vaman Dashrath	<i>Kakvipure</i>	<i>Kakvipure</i>	<i>Kakvipure</i>
15	Dr.Chandratre Jaymala Vasanttrao	<i>Chandratre</i>	<i>Chandratre</i>	<i>Chandratre</i>
16	Dr.Survase Damu Mokinda	<i>Survase</i>	<i>Survase</i>	<i>Survase</i>
17	Dr.Bhadane Jaywant Ramdas	<i>Bhadane</i>	<i>Bhadane</i>	<i>Bhadane</i>
18	Dr.Wahule Vilas Kishanrao	<i>Wahule</i>	<i>Wahule</i>	<i>Wahule</i>
19	Dr,Bansode Sanjay Bhimraj	<i>Bansode</i>	<i>Bansode</i>	<i>Bansode</i>
20	Prof.Dani Chandrakant Bapuji	<i>Dani</i>	<i>Dani</i>	<i>Dani</i>

**SAVITRIBAI PHULE PUND UNIVERSITY,
DEOLA EDUCATION SOCIETY'S
KARMVEER RAMRAOJI AHER ARTS, SCIENCE & COMMERCE COLLEGE,
DEOLA, TAL.DEOLA, DIST-NASIK**



**I Q A C
THREE DAYS WORK SHOP ON E CONTENT**

UNDER FACULTY DEVELOPMENT PROGRAMME



ATTENDANCE

Sr.No.	Name of the employee	Date		
		24-06-2020	25-06-2020	26-06-2020
21	Prof.Ghode Rakesh Bharat	<i>Ghode</i>	<i>Ghode</i>	<i>Ghode</i>
22	Prof.Kunde Sarita Subhash	<i>Kunde</i>	<i>Kunde</i>	<i>Kunde</i>
23	Prof.Shewale Dipak Premkant	<i>Shewale</i>	<i>Shewale</i>	<i>Shewale</i>
24	Prof.Pagar Ravindra Janardan	<i>Pagar</i>	<i>Pagar</i>	<i>Pagar</i>
25	Prof.Wagh Tushar Satish	<i>Wagh</i>	<i>Wagh</i>	<i>Wagh</i>
26	Prof.Khairnar Yashwant Bhalchandra	<i>Khairnar</i>	<i>Khairnar</i>	<i>Khairnar</i>
27	Shri.Waghmare Dinesh Yashwant	<i>Waghmare</i>	<i>Waghmare</i>	<i>Waghmare</i>
28	Shri.Tupe Bipin Vasant	<i>Tupe</i>	<i>Tupe</i>	<i>Tupe</i>
29	Shri.Bahiram Shahu Eknath	<i>Bahiram</i>	<i>Bahiram</i>	<i>Bahiram</i>
30	Shri.Jadhav Bhushan Daga	<i>Jadhav</i>	<i>Jadhav</i>	<i>Jadhav</i>
31	Shri.Aher Darshan Ramesh	<i>Aher</i>	<i>Aher</i>	<i>Aher</i>
32	Shri.Paramval Kishor Pandharinath	<i>Paramval</i>	<i>Paramval</i>	<i>Paramval</i>
33	Shri.Pawar Vijay Gulabrao	<i>Pawar</i>	<i>Pawar</i>	<i>Pawar</i>
34				
35				

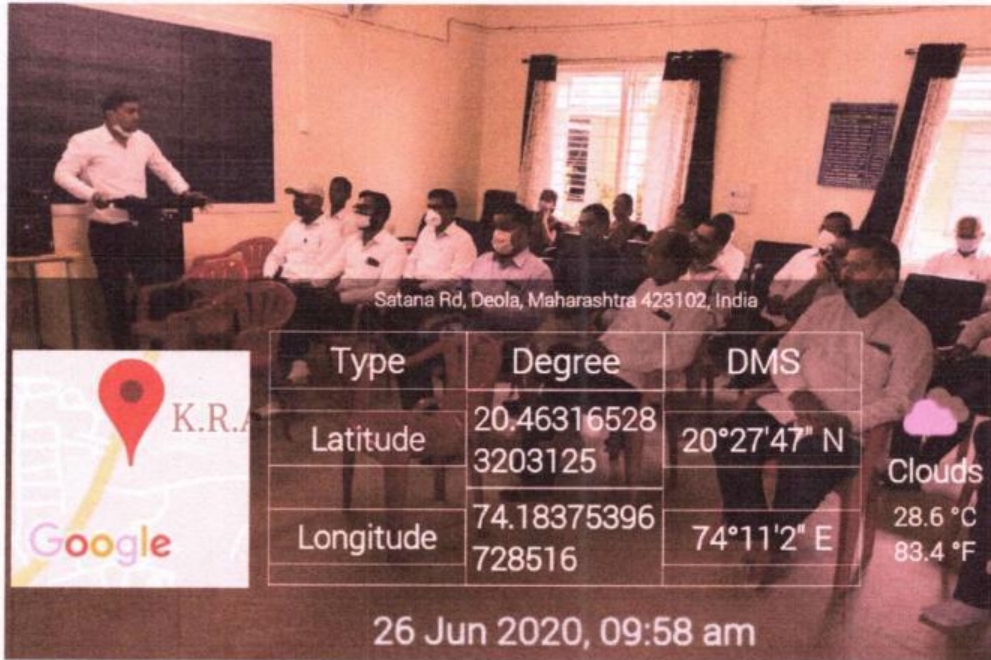

Aher
PRINCIPAL
Kar Ramraoji Aher Arts, Sci. &
Comm College, Deola Dist- Nashik



Aher
PRINCIPAL
Karmaveer Ramraoji Aher Arts, Sci. &
Comm. College, Deola Dist- Nashik



Aher
PRINCIPAL
Kar Ramraoji Aher Arts, Sci. &
Comm College, Deola Dist. Nashik



Satana Rd, Deola, Maharashtra 423102, India



Type	Degree	DMS
Latitude	20.46316528 3203125	20°27'47" N
Longitude	74.18375396 728516	74°11'2" E

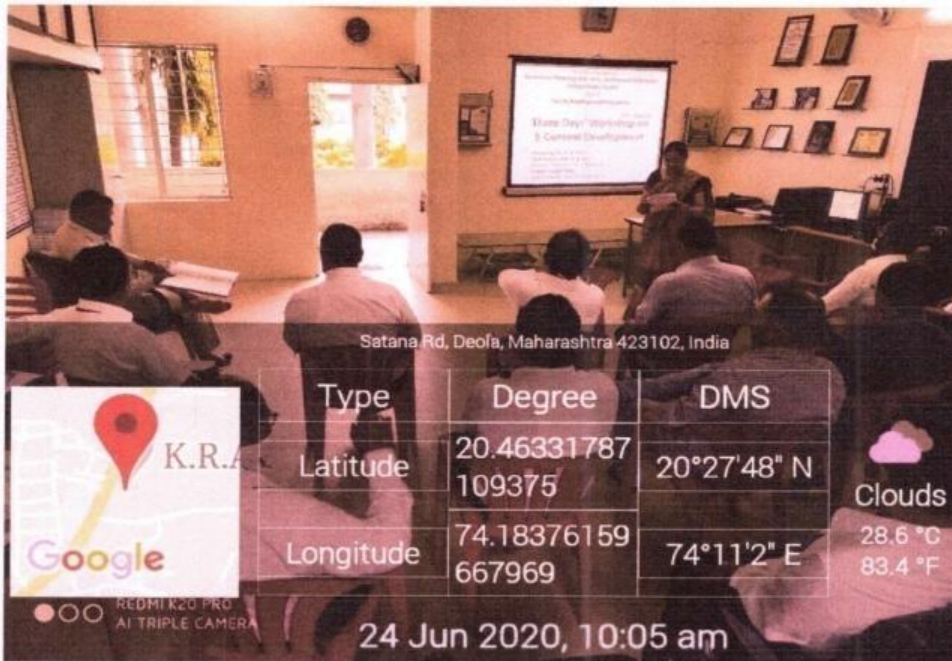
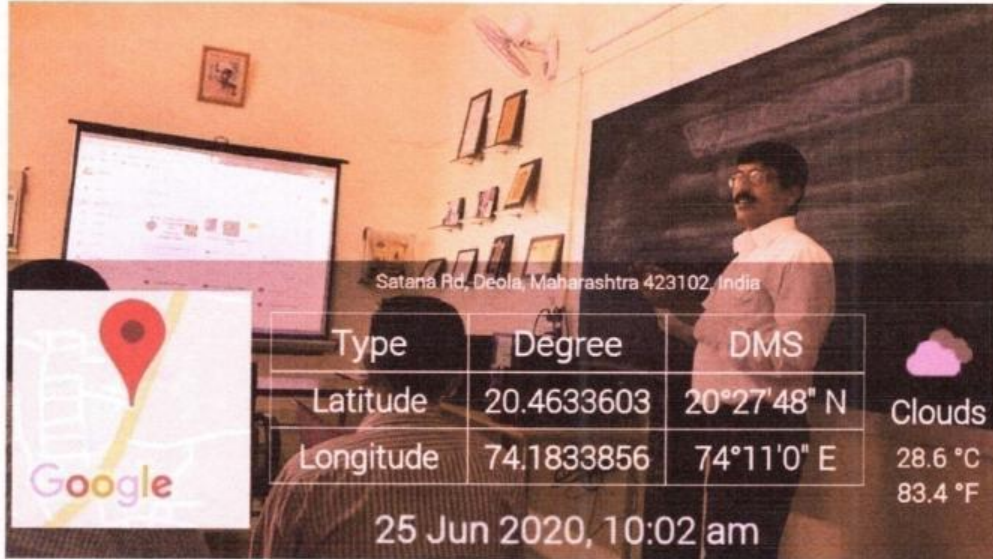
Clouds
28.6 °C
83.4 °F

26 Jun 2020, 09:58 am

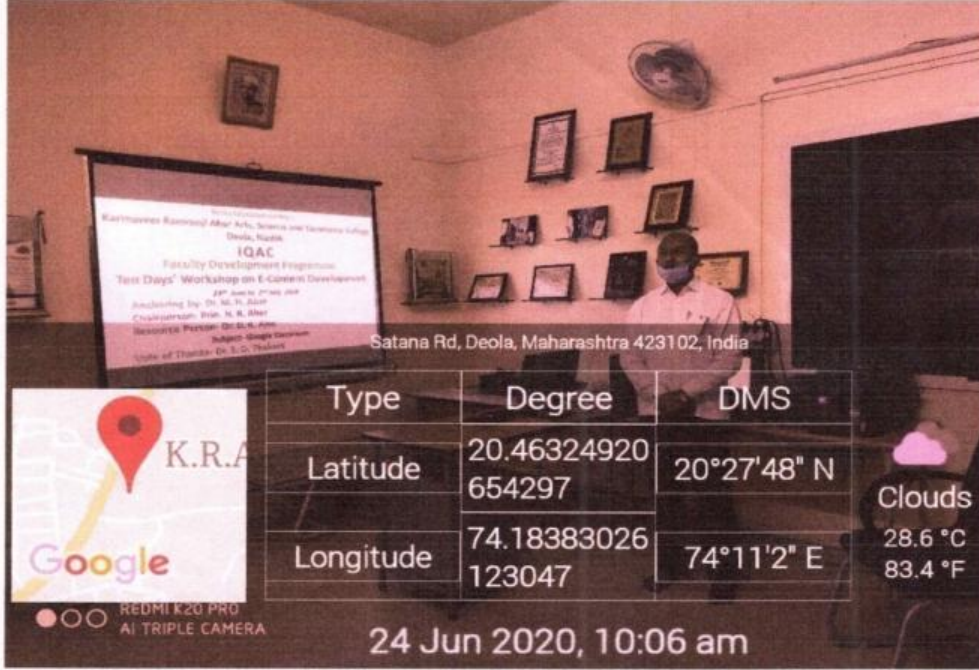
Aher

PRINCIPAL

Kar Ramraoji Aher Arts, Sci. &
Comm College, Deola Dist- Nashik



Aher
PRINCIPAL
 Kar Ramraoji Aher Arts, Sci. &
 Comm College, Deola Dist- Nashik



Satana Rd, Deola, Maharashtra 423102, India



Type	Degree	DMS
Latitude	20.46324920 654297	20°27'48" N
Longitude	74.18383026 123047	74°11'2" E

Clouds
28.6 °C
83.4 °F

REDMI K20 PRO
AI TRIPLE CAMERA

24 Jun 2020, 10:06 am

Aher
PRINCIPAL
Kar Ramraoji Aher Arts, Sci. &
Comm College, Deola Dist- Nashik

2. Fire Safety -

Karmaveer Ramraoji Aher Arts, Science and Commerce
College Deola, Dist- Nashik.

In association with
Institute of Fire and Safety Management, Chandwad
Three Days Workshop
(1st to 3rd Feb. 2021)

FIRE SAFETY

- Introduction** : **Dr. D. K. Aher**
(Coordinator)
- Chief Guest** : **Prin. Avikumar S. Shinde**
Subject:- General Safety
Mr. Raghuvver Vishrup
Subject:- Emergency Preparedness Planning
Mr. Yogesh Gangurde
Subject:- Basic Fire Fighting
Mr. R. B. Bagul
Subject:- First Aid & Disaster Management
Mr. Shrikrishna Sanap
Subject:- Occupational Safety & Health
- Chairperson** : **Prin. Hitendra Aher**
- Vote of Thanks** : **Dr. Satishkumar Thakare**
(Organizer)

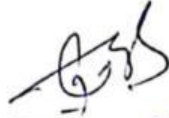

Programme Officer
National Service Scheme
Kar. Ramraoji Aher Arts, Sci & Comm.
College, Deola Dist-Nashik


Principal
Karm. Ramraoji Aher
Arts, Science and Commerce College
DEOLA, (Nashik) 423102

**Fire Safety Workshop at Karmveer Ramraoji
Aher Arts, Science & Commerce Collage, Deola
Organized By Institute Of Fire & Safety
Management, Chandwad.**

Day & Date	Expert Lectures Name	Topic	Spilt Hours
01.02.2021 (Monday)	Mr.Raghuveer Vishrup	Emergency Preparedness Planning- Safety, Personal Protective Equipment, Material Safety Data Sheet, Emergency Information Panel, Road Accident, Preventive measures	7 Hrs.
02.02.2021 (Tuesday)	Mr.Yogesh Gangurde	Basic Fire Fighting Chemistry of Fire, Fire Extinguishing Methods, Fire Extinguishers, Classification of Fire, Fixed Fire Fighting installation, Operating system of Fire Extinguishers, Assembly Point, Safety, Accident, Injury, Evacuation process, Emergency Exit Routes etc., Fire Fighting Demo.	7 Hrs.
	Mr. R.B. Bagul	First Aid & Disaster Management Principles of First Aid, Methods of transportation of casualties, C.P.R & Artificial Respiration Methods, Rescue Knots, Types of Bandages, Rescue Methods.	7 Hrs.
03.02.2021 (Wednesday)	Mr.Avikumar S. Shinde	General Safety Safety, Accident, Incident,	7 Hrs.

	Mr. Shrikrishna Sanap	Hazards, Risk, Personal Protective Equipment, Fire Detectors & Alarm system, Rising mains etc. Occupational Safety & Health Effect of Environment on occupation, Environmental pollution, Causes of pollution, Prevention measures, Health effect of pollution, Housekeeping, Route of Entry.	7 Hrs.
--	-----------------------	--	--------



Programme Officer
National Service Scheme
Kar. Ramraoji Aher Arts. Sci & Comm.
College, Deola Dist-Nashik



Principal
Kar. Ramraoji Aher
Arts, Science and Commerce College
GEOLA, (Nashik) 423102

WORKSHOP

REPORT

NAME OF THE EVENT :- Workshop on “FIRE SAFETY”

DATE OF THE EVENT :- 1st TO 3rd FEB. 2021

ORAGANISATION :- Kar. Ramraoji Aher Arts, Science and
Commerce College Deola, Nashik.

In Association With

Institute Of Fire And Safety Management Chandwad Dist-Nashik




FIRE SAFETY

Three Days workshop was organized in association with the Institute of Fire and Safety Management, Chandwad dated on 01st to 3rd Feb. 2021. In this workshop Mr. Raghuvver Vishrup, Mr. Yogesh Gangurde, Mr. R. B. Bagul, Mr. Shrikrishna Sanap & Prin. Avikumar Shinde given a theoretical as well as practical demonstrations about General Safety, Emergency Preparedness Planning, Basic Fire Fighting, First Aid & Disaster Management Occupational Safety & Health etc.



Day First – 1st Feb.2021



Mr. Raghuveer Vishrup informed about emergency preparedness planning. He First Showed a video of two snakes in which safety was completely taken in the first video but safety in the second video was not taken. They also gave examples about safety like wearing helmet while driving. The vehicle should be driven at low speed. If the gas cylinder is in the house and if leaks, all the doors and windows in the house should be opened. If the light is on keep it on and if they off, keep it off. Also the gas sits on the ground so take a broom and sweep it. People between the ages of 18 to 25 have the highest number of deaths due to Overconfident. They also consider themselves wiser for those reasons, their lives are at stake.

If a person was burned, they would first be made to lie down on the ground and then they would roll round and round so that their fire would be extinguished but be careful not to burn your hands. If you feel an earthquake Stand in open place sit on the ground and keep your hands on your head. Stay outside for one to two hours after an earthquake the tremors are felt do not stand under tree or wall in case of flood also, do not drive under the bridge. If the effect of water is high, the car should not be taken in excessive race in high water. This is because the chances of vehicle being carried in high currents are high.

Acids should be used properly in the chemistry lab. It can be harmful if use incorrectly number of farmers lost their lives last year due to improper application of pesticide used in spraying crops.

Therefore they should not be used in excess and use a mask when spraying. Mr. Vishrup sir showed many videos in which he or pained how to take Safety and what is harm of not taking safety by giving an example. If there is a sudden fire in the college, the first thing to do is to go an open space every student needs to get out First so doesn't rush. They also gave us many example of how make safety and how to get others to take it and we will do exactly that there are all examples from our daily life so we will make Full use of them.



Day Second- 2nd Feb.2021

Mr. R. B. Bagul has provided lot of information about Basic Fire Fighting and First aid and Disaster Management

Mr. Gangurde has given information about first aid and disaster management. If the hand broken from the wrist to the corner, it is shown how to do a simple bag and how to use it and made us do it too. If it is broken from the shoulder how to make a bag for it from the robe you have. IF you don't have a stole tells us what to do. He also told us how to regain consciousness if they have lost consciousness due to dehydration. He advised lie down on his back and put pressure on his waist and said many more type. If there is a shock, the chest is pressed so that the person wills Live.

He also guide to us what to do in case of many more types of concussions or fainting IF the beats stopped, how would Lie on his back and put pressure on his back . IF the snake bites, tie the pack on the place where the bite took place but let it go for a while in two to three minutes because IF left untreated the bite may become number. He given a lot of information about first aid and disaster management with examples.



Mr. R B. Bagul gave Information about Basic fire fighting. Mr. Gangurde said, there are many types of caring solutions.

Day Third - 3rd Feb.2021



Prin. Avikumar S. shinde and Mr. Shrikrishna Sanap gave information about General safety, Occupational Safety and Health.

These three days workshop deals with safety in our daily lives and it will work in our future for wellbeing.

Dr. D. K. Aher

(NSS Programme Officer & District coordinator)

Dr. S. D. Thakare

(Student Development Officer)

Karmaveer Ramraoji Aher Arts, Science and Commerce College Deola, Dist- Nashik.

In association with

Institute of Fire and Safety Management, Chandwad

Three Days Workshop

(1st to 3rd Feb. 2021)

FIRE SAFETY

Attendance

Sr. no.	Name of Student	Class	1/2/2021	2/2/2021	3/2/2021	Remark
1	Jadhav Madhuri Abhiman	S.Y.BSC	Jadhav	Jadhav	Jadhav	
2	Ingale Shivani Vijai	S.Y.BSC	Ingale	Ingale	Ingale	
3	Jadhav Shital Raghunath	F.Y.BSC	Jadhav	Jadhav	Jadhav	
4	Deore Sakshi Pramod	F.Y.BSC	Deore	Deore	Deore	
5	Deore Anushka Anurag	F.Y.BSC	Deore	Deore	Deore	
6	Shinde Dipali Pandit	F.Y.BSC	D.p.shinde	D.p.shinde	D.p.shinde	
7	Suryawanshi Pratiksha Sonjay	S.Y.BSC	Fati	Fati	Fati	
8	Shewale Priyanka Manohar	S.Y.B.Sc.	Shewale	Shewale	Shewale	
9	PAWAR SANDIP BHANUSHIB	-11-	PAWAR	PAWAR	PAWAR	
10	Aher Radhika Prakash	S.Y.BSC	Aher	Aher	Aher	
11	Aher Mahesh Sahes	F.Y.BSC	Aher	Aher	Aher	
12	Aher Sanyagnangaji	F.Y.BSC	Aher	Aher	Aher	
13	Magar Rohit Keshav	F.Y.BSC	Magar	Magar	Magar	
14	Patil Jayshree	F.Y.BSC	Patil	Patil	Patil	
15	Aher Priya Hilarman	F.Y.BSC	Aher	Aher	Aher	
16	Pagar Gaytri Gulab	F.Y.BSC	Pagar	Pagar	Pagar	
17	Bhadane Mayuri Ashok	F.Y.BSC	Bhadane	Bhadane	Bhadane	
18	Gurjal Sayali Shantaram	S.Y.BSC	Gurjal	Gurjal	Gurjal	
19	Deore Sushma Keshav	F.Y.BSC	Deore	Deore	Deore	
20	Bogul Mayuri Uday	S.Y.BSC	Bogul	Bogul	Bogul	
21	Deore Dipika Tatvasheb	S.Y.BSC	Deore	Deore	Deore	
22	Navale Sarika	F.Y.BSC	Navale	Navale	Navale	
23	Deore Roshan Baburao	F.Y.BSC	Deore	Deore	Deore	
24	Gangude Sachin Prakash	S.Y.B.Sc	Gangude	Gangude	Gangude	
25	Bhadane Tuhar Sanjay	S.Y.BSC	Bhadane	Bhadane	Bhadane	
26	Aher Shubham Anil	S.Y.BSC	Aher	Aher	Aher	
27	Chandwade Sakshi Nandkumar	F.Y.BSC	Chandwade	Chandwade	Chandwade	
28	Shirsati Nikita Jaywant	F.Y.BSC	Shirsati	Shirsati	Shirsati	
29	Sonawane Shanteshri Balasheb	S.Y.BSC	Sonawane	Sonawane	Sonawane	
30	Khairnar Paltovi Hemant	F.Y.BSC	Khairnar	Khairnar	Khairnar	
31	Shinde Shweta Rajaram	S.Y.BSC	Shinde	Shinde	Shinde	
32	Ahire Mahini Kailash	S.Y.BSC	Ahire	Ahire	Ahire	
33	Shinde Mayur Vishwas	F.Y.B.Sc	Shinde	Shinde	Shinde	
34	Aher Anjaneshwar Mahad	F.Y.B.Sc	Aher	Aher	Aher	
35	Kechre Kalyani Vijai	S.Y.B.Sc	Kechre	Kechre	Kechre	
36	Deore Kajal Sudam	S.Y.BSC	Deore	Deore	Deore	
37	Thorat Priyanka Dagada	S.Y.BSC	Thorat	Thorat	Thorat	
38	Kanade Nisha	F.Y.BSC	Kanade	Kanade	Kanade	
39	Pawar Sakshi	F.Y.BSC	Pawar	Pawar	Pawar	
40	Gersud Saloni Jibhan	F.Y.BSC	Gersud	Gersud	Gersud	

Sr. no.	Name of Student	Class	1/2/2021	2/2/2021	3/2/2021	Remark
41	Gunjal Neha Rapu	S.V.BSc.	(A) (B) (C)	(A) (B) (C)	(A) (B) (C)	
42	Thakare meghaj kati	S.V.BSc	(A) (B) (C)	(A) (B) (C)	(A) (B) (C)	
43	Mane Nilesh Prashant - U	S.V.BSc	(A) (B) (C)	(A) (B) (C)	(A) (B) (C)	
44	Nikam Kalpesh Sahakar	S.V.BSc	(A) (B) (C)	(A) (B) (C)	(A) (B) (C)	
45	Tamke Nalinshashikant	S.V.BSc	(A) (B) (C)	(A) (B) (C)	(A) (B) (C)	
46	Aher Aniket Balasahar	S.V.BSc	(A) (B) (C)	(A) (B) (C)	(A) (B) (C)	
47	Sawant Shubham	F.Y.BSc	(A) (B) (C)	(A) (B) (C)	(A) (B) (C)	
48	Shirsath chetan.	F.Y.BSc	(A) (B) (C)	(A) (B) (C)	(A) (B) (C)	
49						
50						
51						
52						
53						
54						
55						
56						
57						
58						
59						
60						


 Programme Officer
 National Service Scheme
 Kar. Ramraoji Aher Arts, Sci & Comm.
 College, Deola Dist-Nashik


 Principal
 Kar. Ramraoji Aher
 Arts, Science and Commerce College
 DEOLA, (Nashik) 423102

**Karmaveer Ramraoji Aher Arts, Science and Commerce College
Deola, Dist- Nashik.**

In association with

Institute of Fire and Safety Management, Chandwad



Three Days Workshop on


FIRE SAFETY

(1st to 3rd Feb. 2021)

CERTIFICATE

This is to Certify that, Mr. /Miss.
Class F. Y. B. Sc. / S. Y. B. Sc. has actively participated in Three Days Workshop on
FIRE SAFETY as on 1st Feb. to 3rd Feb. 2021 organized by Karmaveer Ramraoji Aher Arts,
Science and Commerce College Deola, Dist- Nashik In association with Institute of Fire and
Safety Management, Chandwad.




Dr. D. K. Aher
(Coordinator)


Dr. S. D. Thakare
(Organizer)


Avikumar Shinde
PRINCIPAL
Institute of Fire & Safety
Management, Chandwad


Hitendra Aher
PRINCIPAL
KAR RAMRAOJI AHER ARTS, SCIENCE
AND COMMERCE COLLEGE DEOLA
(NASHIK)

3. Union Budget 2021-

 DEOLA ACCREDITED BY NAAC 'B' Grade	Deola Education Society's, Karmaveer Ramraoji Aher Arts, Science & Commerce College, Deola <small>Tal: Deola, Dist: Nashik - 423 102 (Maharashtra) (Affiliated to Savitribai Phule Pune University) UIC No. PU/MCA/SC/022 (1978) ☎ (02192) College - 226251, H - 226451, Fax No. (02192) 226251 ✉ Email: karmaveer@deola.ac.in Website: www.deolacollege.com</small> Prin. Harendra R. Aher M.Com. M.Phil.	Founder  Karmaveer Ramraoji Aher
Ref. No.	Date	



**DEPARTMENT OF ECONOMICS ORGANIZE
Seminar on
UNION BUDGET 2021**

Saturday, 6th February, 2021

Venue: Conference Hall, K.R.A. College Deola.

- | | | |
|--|---|---|
| Welcome Address & Honouring Guest | ➤ | Dr. Jaywant Bhadane |
| Key-note Address | ➤ | Dr. B. M. Sonawane
(M.S.G. College, Malgaon) |
| Presidential Address | ➤ | Prin. H. R. Aher |
| <i>Discussion, Questions and Answers</i> | | |
| Vote of Thanks | ➤ | Asst. Prof. Rakesh Ghode |


 PRINCIPAL
 KAR RAMRAOJI AHER ARTS, SCIENCE
 AND COMMERCE COLLEGE DEOLA
 (NASHIK)

 DEOLA ACCREDITED BY NAAC 'B' Grade	कर्मवीर रामराजो अहेर, कला, विज्ञान व वाणिज्य महाविद्यालय, देवळा <small>त. देवळा, जि. नाशिक - ४२३ १०२ (महाराष्ट्र) (संशोधन केंद्रातून कोटेशनची सेवा) कॉन्टॅक्ट नंबर: ०२१-२२६२५१ (२२६२५१) ☎ (०२१९२) कॉलेज - २२६२५१, हॉल - २२६४५१, फॅक्स नं. (०२१९२) २२६२५१ ई-मेल: karmaveer@deola.ac.in, वेबसाईट: www.deolacollege.com</small> प्राचार्य हिरेंद्र रामराज अहेर (एम.बी.ए., एम.फिल.)	Founder  कर्मवीर रामराजो अहेर
Ref. No. 263 / Fin / Sem / 20-21	Date: 2-2-2021	


प्रति,
 प्रा. डॉ. बी.एम. सोनावणे,
 अर्थशास्त्र विभाग,
 महाराजा गणेशीय गायकवाड महाविद्यालय,
 मालेगाव रोड, जि. नाशिक

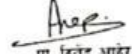
विषय: अर्थशास्त्र मंडळांतर्गत चर्चासत्रात व्याख्यान
 महोदय,
 नुकताच वेळीच अर्थशास्त्र मालेगाव झालेला आहे. अर्थशास्त्र विभागाने
 महाविद्यालयामध्ये विद्यार्थ्यांना अर्थशास्त्राचे आकर्षक व व्यावहारिक शिबिराचे दिनांक ६
 फेब्रुवारी २०२१ रोजी अर्थ बजेटचा या विषयावर चर्चासत्राचे आयोजन केले आहे.
 याशिवाय विद्यार्थी आणि शिक्षकांना आपल्या मार्गदर्शनाचा लाभ घ्यायला आम्ही घोजना
 आहे. कृपया आपण सकाळी ९ ते १२ वा वेळेत व्याख्यानसत्रासाठी यावे ही विनंती.

कड्यावे,

आपले विनित,


 PRINCIPAL
 KAR RAMRAOJI AHER ARTS, SCIENCE
 AND COMMERCE COLLEGE DEOLA
 (NASHIK)


 प्रा. राकेश घोडे
 प्रमुख,
 अर्थशास्त्र मंडळ


 प्रा. हिरेंद्र अहेर
 प्राचार्य
 कारामराजो अहेर आर्ट्स, सायन्स व
 कॉमर्स महाविद्यालय, देवळा (नाशिक)

Karmaveer Ramraoji Aher Arts, Science and Commerce College Deola
Department of Economics
Seminar on "Union Budget 2021"

Date: Feb.6th 2021

Place: Conference Hall

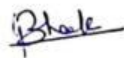
The Board of Economics of Karmaveer Ramraoji Aher Arts, Science and Commerce College Deola had organized a Seminar on "Union Budget 2021" on 6th Feb.2021. Prin. Hitendra Aher was the president of this programme. It is more important for the common man to understand how the budget makes a difference in our daily life than what the government does and what I get out of it. Prin. Aher said that, this year's budget is very comprehensive. After the budget is presented in the Parliament every year through the Economics Department of our College, it is a good initiative of to discuss all the questions regarding budget. students solve them by having expert guides.

Jaywant Bhadane, Head of the economics department, said in the introduction that the budget is what the government does with the money collected in the form of taxes. He explained the history of the budget by explaining why tax rates are always low and high. He reviewed the pre-independence and post-independence budgets by clarifying the meaning of the word budget. He also informed about the purpose of the Halwa Ceremony before the budget presentation.

According to Chief guest Dr. B.M Sonawane of M.S.G.College Malegaon, the majority of people think that the budget is "According to Me". But the idea of "According to Government" is very rare. But one thing that is completely different about governance is quite the opposite. The government has to determine its annual expenditure first and create sources of income according to that expenditure. How do we look at the budget, is it always right to express our views on the budget? Asking that, he framed various components of the budget. Reviewed the provisions for building a self-reliant India and reversing the growth rate. While reviewing the reasons for the rise in the Sensex and Nifty, health, education, rural development plans, the accounts of income also Presented by Prof. Dr. Sonwane.

In this programme the copies of various newspapers were also distributed to the students by the principal and chief guests to impart more knowledge about the budget. The students also resolved their doubts. Head of the Board of Economics Asst. Prof. Rakesh Ghode reviewed the various initiatives of the Board and expressed his gratitude saying that every citizen should be financially literate. Near about 60 students from all disciplines including Prof. Ravindra Pagar. Prof. Chandrakant Dani, Mr. Kailas Gangurde were present in the conference hall. the program following the safety rules regarding Covid-19.


PRINCIPAL
KAR RAMRAOJI AHER ARTS SCIENCE
AND COMMERCE COLLEGE DEOLA
(NASHIK)


Asst. Prof. Rakesh Ghode,
Chief, Board of Economics

Department of Economics organised -Seminar on “Union Budget 2021”
Date: Feb.6th 2021

Photographs



Introduction: JaywantBhadane



Honour of Chief Guest: Prin.H.R.Aher



Chief Guest: Dr.B.M.Sonawane



Newspaper Distribution



Vote of thanks: Asst.Prof.RakeshGhode

Aher
Principal
Karn. Ramraoji Aher
Arts, Science and Commerce College
UEOLA, (Nashik) 423102

KAR. RAMRAOJI AHER ARTS, SCIENCE AND COMMERCE COLLEGE
DEOLA, DIST: NASHIK


Department of Economics

Seminar on - UNION BUDGET 2021

Saturday, 6th February, 2021

Attendance Sheet

Sr.No.	Name of the Student	Class	Signature
1	Pallavi Ananda Pawar	T.Y. Bcom	P.Pawar
2	Ruchita Uddhav Nikam	T.Y. Bcom	R.Nikam
3	Nikita Ananda Pawar	S.Y. BA	N.Pawar
4	Kalyani Ashok Aher	F.Y. Bcom	K.Aher
5	Janjige Dhiraj Parindekar	S.Y. B.A	J.Parindekar
6	Garud Rutika Babu	S.Y. B.A	G.Babu
7	Boose Pooja Arun	S.Y. B.A	P.AB
8	Aher Diksha Uttam	F.Y. Bcom	D.U.Aher
9	Shinde Kalyani Madaji	F.Y. Bcom	S.Shinde
10	Bagul Kaveri Bapurao	F.Y. Bcom	B.Bagul
11	Aher Pallavi Deoram	F.Y. Bcom	P.P.Aher
12	Wagh Nikita Madhav	F.Y. Bcom	N.Wagh
13	Suryawanshi Shubhangi Keeda	F.Y. B.com	S.Suryawanshi
14	Mahajan Lina Rajendra	F.Y. B.com	M.Mahajan
15	Bachhav Dipali Prabhakar	F.Y. B.com	D.Bachhav
16	Sonawane Vaishnavi Chandrakant	F.Y. B.com	S.Sonawane
17	Ahijetao Jagruti Rajendra	F.Y. B.com	A.Ahijetao
18	Jagtap Ashwini Somnath	T.Y. BA	J.Jagtap
19	More Revati Vijay	T.Y. BA	M.More
20	Gaikwad Komal Khanderao	T.Y. BA	G.Gaikwad
21	Jagtap Dhanshri Bhausaheb	T.Y. BA	J.Jagtap
22	More Gayatri Nimba	S.Y. Bcom	M.More
23	Bagul Varsha Jashwanth	S.Y. Bcom	B.Bagul
24	Bagul Mayuri Bhagwan	S.Y. BA	B.Bagul
25	Khairnar Manika Hiralal	S.T.Y. BA	M.Khairnar
26	Deore Pradnya Dipak	F.Y. B.com	D.Deore
27	Bachhav Apeksha Pramod	S.Y. B.Com	B.Bachhav



PRINCIPAL
KAR RAMRAOJI AHER ARTS, SCIENCE
AND COMMERCE COLLEGE DEOLA
(NASHIK)

28	Pagar Rohini Nandu	F.Y. B. com	Pr
29	Borse Vidya bhagwan	S.Y. B.A.	Pr
30	Borse madhuri bhimav	S.Y. B.A.	Pr
31	Muse. Dipati chandaman	S.Y. B. com	Pr
32	Somnath Pooja Sanjay	S.Y. B.A.	Pr
33	Murali Jyotsna Sunil	S.Y. B.A.	Pr
34	Parwar Divya Raju	T.Y. B. com	Pr
35	Shinde Jayshree Somnath	F.Y. B. com	Pr
36	Madhane Sacha Bhawchke	F.Y. B. com	Pr
37	Khairnar mayuri sanjay	S.Y. B. A.	Pr
38	Shinde Madhuri Kaulik	S.Y. B.A.	Pr
39	Deore Nena Gundoo	T.Y. B. com	Pr
40	Bagul Punam Dnyaneshwar	T.Y. B. com	Pr
41	Bhauve Pratiksha Popal	T.Y. B. com	Pr
42	Borse Varsha Bhagwan	T.Y. B.A.	Pr
43	Malkar Pooja Rajesh	S.Y. B.A.	Pr
44	Kadare Jyotsna Dharmendra	S.Y. B. com	Pr
45	Nikam Tejas Vinash	S.Y. B.A.	Pr
46	Ahoo Virendra Sukdeo	S.Y. B.A.	Pr
47	Aher Anil Dadasachob	T.Y. B. A.	Pr
48	Parwar Tejas Dipak	S.Y. B.A.	Pr
49	Nikam Mayur Dalaji	S.Y. B.A.	Pr
50	Deore Akshay Prakash	F.Y. B. com	Pr
51	Shewale Nitin Subhraj	F.Y. B. com	Pr
52	Sanyal Anwar Rashid	S.Y. B.A.	Pr
53	Madkar Kailas Raju	S.Y. B.A.	Pr
54	Nayyar Pandit Jyotsna	T.Y. B.A.	Pr
55	Ahirc Rashan Shantaram	S.Y. B.A.	Pr
56	Khairnar Pavan Balu	T.Y. B.A.	Pr
57	Jagtap Rahul Himaman	S.Y. B.A.	Pr
58	Ahirc Gopak Bhagawan	S.Y. B.A.	Pr
59	Shamane Suresh Vinod	F.Y. B. com	Pr
60	Mahalle Rushikesh Anil	F.Y. B. com	Pr

Hood
Department Of Economics
K.R. Aher Arts, Sci & Comm. College
Deola Dist. Nashik (M.S.)

Principal
K.R.A. Arts, Sci &
Comm College Deola

Ans.
PRINCIPAL
KAR RAMRAOJI AHER ARTS, SCIENCE
AND COMMERCE COLLEGE DEOLA
(NASHIK)

विद्यार्थ्यांनी जाणला अर्थसंकल्प

देवळा : पुढारी वृत्तसेवा

पेथील कॅम्पेस रामरावजी आहरे महाविद्यालयाच्या अर्थसंकल्प महजाने चर्चासत्र येथे उद्घाटन केले. अर्थसंकल्प विवर देणारी

प्राचार्य हितेंद्र आहरे यांनी सर्वोच्चस्तरीय व्याख्याने अर्थसंकल्प तयार करत असले हे सांगून पेथील महाविद्यालयीन विद्यार्थ्यांच्या तज्ञ मार्गदर्शककांदुन सर्व प्रश्ने विविध प्रश्नांची उत्तरे देण्याचा हा प्रयत्न असल्याचे स्पष्ट केले.

अर्थशास्त्र विभागाप्रमुख जयवंत भदारे यांनी अर्थसंकल्पाचा इतिहास उलगडून दाखवता शासनाच्या महत्त्वपूर्ण विद्यार्थ्यांचे सान्निध्य होते. अर्थसंकल्पाबाबतचे

आजता दुर्लभतेने कसा असतो, एवढ्याची मार्गदर्शने केले. संशोधन अर्थी निवृत्ती यथासाध्य करणे, आरोग्य, शिक्षण, प्रामाण्य विकासाला योग्यतेने आढावा घेतात. उच्चस्तरीय कार्योपयोगी संशोधनाचा प्र. मोनवणे यांनी सांगला.

प्राचार्यांनी बजेटबद्दल अर्थिक ज्ञान घेऊन घालून 'पुढारी' मध्ये विविध कर्मचार्यांच्या प्रतीही प्राचार्य अर्थी प्रमुख अर्थीच्या हजेरे विद्यार्थ्यांस विविध कल्पनात आल्या. विद्यार्थ्यांनीही संशोधने सव्यसाधन करून घेतले. अर्थशास्त्र महजाने प्रमुख प्र. सक्तेज सोई यांनी मंडळाच्या विविध उपक्रमांचे आढावा घेत. सर्वेक यत्नारिचकने अर्थशास्त्र महजाने होते, असे सांगत आचार्यपदावेले केले.



देवळा : पेथील महाविद्यालयात अर्थसंकल्प या विषयावर कोल्लतात डॉ. जयवंत भदारे, व्याख्यानकार प्राचार्य हितेंद्र आहरे, प्र. मोनवणे आदी.

My Nashik Edition
Feb 10, 2021 Page No. 2
Newspaper: pudhari.co.in

आहरे महाविद्यालयात अर्थसंकल्पावर चर्चासत्र

सकाळ वृत्तसेवा

देवळा, ता. ७ : येथील कर्मवीर रामरावजी आहरे महाविद्यालयाच्या अर्थशास्त्र मंडळातर्फे 'अर्थसंज्ञेत' या विषयावर शनिवारी (ता. ६) चर्चासत्र झाले.

प्राचार्य हितेंद्र आहरे अध्यक्षस्थानी होते. अर्थसंकल्पाचे दैनंदिन जीवनातील महत्त्व प्रत्येक विद्यार्थ्यांनी समजून घ्यायला हवा, या उद्देशाने हे चर्चासत्र झाले. अर्थशास्त्र विभागाप्रमुख जयवंत भदारे यांनी प्रास्ताविकात अर्थसंकल्प म्हणजे शासनाकडे जो पैसा कररूपाने

जमा होतो, त्याचे सरकार काय करते. कराचे रेट नेहमीच कमी जास्त का केले जातात, हे सांगून अर्थसंकल्पाचा इतिहास उलगडून दाखवला. प्रा. डॉ. बी. एम. मोनवणे यांनी अर्थसंकल्पाबाबतचा दृष्टिकोन कसा असावा, अर्थसंकल्प हा 'अर्काईव्ह टू मी' असाच विचार बहुसंख्य लोक करतात. पण 'अर्काईव्ह टू गव्हर्नमेंट' असा विचार खूप कमी लोक करतात. शासनाला आधी त्याचा वार्षिक खर्च निर्धारित करावा लागतो. त्या खर्चाला अनुसरूनच उत्पन्नाचे स्रोत तयार करावे लागतात.

Daily Sakal 9/2/2021

Handwritten signature

PRINCIPAL
KAR RAMRAOJI AHER ARTS, SCIENCE
AND COMMERCE COLLEGE DEOLA
(NASHIK)

दै.दिनकर
यंदाचा अर्थसंकल्प बऱ्यापैकी सर्वसमावेशक

देवळा : कर्मवीर रामरावजी आहरे कला, विज्ञान आणि वाणिज्य महाविद्यालयाच्या अर्थशास्त्र मंडळाने अर्थ बजेटचा या विषयावर चर्चासत्राचे आयोजन केले होते. प्राचार्य हितेंद्र आहरे अध्यक्ष होते. शासन काय करत आणि त्यातून घेतले जायते साधने यांचा आढावा घेतून शासनाला काय मिळाले असाच दृष्टिकोन देवाचा, अर्थसंकल्पातून आपल्या दैनंदिन आयुजात काय फायदा पडतो, सर्वसाधारण माणसाने अर्थसंकल्प तयार करत असतो हे समजून घेणे महत्त्वाचे असले यंदाचा अर्थसंकल्प ब-यापैकी सर्वसमावेशक असल्याचे त्यांनी सांगितले. महाविद्यालयाच्या अर्थशास्त्र विभागाप्रमुख दारवणी समदत्त बजेट मातृ प्राधान्यातून त्यावर महाविद्यालयीन विद्यार्थ्यांमध्ये तज्ञ मार्गदर्शककांदुन चर्चा घडवून विद्यार्थ्यांनी असलेले सर्व प्रश्ने आणि त्यांची उत्तरे देण्याचा हा अर्थशास्त्र विभागाचा एक शासना उपक्रम



असल्याचे प्राचार्य आहरे म्हणाले. अर्थशास्त्र विभागाप्रमुख जयवंत भदारे यांनी प्रास्ताविकात अर्थसंकल्प म्हणजे शासनाकडे जो पैसा कररूपाने जमा होतो त्याचे सरकार काय करते. कराचे रेट नेहमीच कमी जास्त का केले जातात हे सांगून अर्थसंकल्पाचा इतिहास उलगडून दाखवला. बजेट या शब्दाचा अर्थ स्पष्ट करून स्वातंत्र्यापूर्वी आणि स्वातंत्र्यानंतरच्या अर्थसंकल्पाचा आढावा घेतला. अर्थसंकल्प मादारीकरणपूर्वीची रचना घाटी नवी कजागादी मादारी केवळी जाते याचीही माहिती दिली. मालगायच्या महाराजा सहाजीराव मायकाबाई यांच्या यादी अर्थसंकल्पाबाबतचा आपल्या दृष्टिकोन कसा असावा, अर्थसंकल्प हा अर्काईव्ह टू मी असाच विचार बहुसंख्य लोक करतात. पण अर्काईव्ह टू गव्हर्नमेंट असा विचार खूप कमी लोक करतात.

आधी त्याचा वार्षिक खर्च निर्धारित करावा लागतो आणि त्या खर्चाला अनुसरूनच उत्पन्नाचे स्रोत तयार करावे लागतात. अल्प अर्थसंकल्पाकडे कसं बघायचं, अर्थसंकल्पावर आपली मत मांडणं नेहमीच योग्य असत का?, महसुली खर्चे भांडवली खर्चे याचा आढावा घेऊन त्याची कोरनाचा फटका घेतल्या अर्थसंकल्पाबाबतचा प्रश्न सकाराने केला आहे का? अशी विचारणा करून बजेटधीन विविध घटककांची मंजुरी केली. आर्थशास्त्र शासनाची निर्मिती आणि विकास दाराची धारण साधारणशासनाच्या तरतुदीचा आढावा घेतला. संशोधन आणि निवृत्ती यथासाध्य करणे, आरोग्य, शिक्षण, प्रामाण्य विकासाला योग्यतेने आढावा घेताना उत्पन्नाच्या बाबीबाबी संशोधनाचा प्र. मोनवणे

यांनी सांगला. यापसंगी बजेटबद्दल अधिक ज्ञान घेऊन घालून देऊन विविध या कर्मचार्यांच्या प्रतीही प्राचार्य आणि प्रमुख अर्थीच्या हजेरे विद्यार्थ्यांस विविध कल्पनात आल्या. विद्यार्थ्यांनीही आपल्या शक्याचे सध्यास करून घेतले. अर्थशास्त्र मंडळाने प्रमुख भला. या सक्तेज सोई यांनी मंडळाच्या विविध उपक्रमांचा आढावा घेत. प्रत्येक जागिरिकने अर्थशास्त्र ज्ञानातून हा प्रश्ने सांगत आचार्य पदावेले केले. या सक्तेज पंगार, प्र. बजेटकात दाली, संशोधन केवळतात यापसंगी कर्मचार्यांच्या कोल्लतात सगळी सर्व ज्ञानशास्त्राचे जयजयकार १०० विद्यार्थी कोरनासंदर्भातून या सक्तेज विद्यार्थी काटकार घालून करून सध्यासंगत उपस्थित होते.

शुद्ध शाकाहारी
गुजराथी शाळी
चेतना
डायनिंग हॉल
पाजरापाळ गापांग मंडर

पाहिजेत

पाहिजेत
वेडिकल एनबीसी माटी
कॉन्सल्टिंग ऑफिस - 3
1 कृपाचा जयच जगत